


















































































# Taylorsville Dayzz 5k & Kids Run

## Overall Results

Place	Bib	Name	Nat.	Age	Gender	AG	Club	Pace	ChipTime	GunTime
5K										
1.	176	Jameson, Teren		44	M	Male 40-49		5:00	15:32.8	15:33.1
2.	105	Gledhill, Preston		15	M	Male 14-17		6:01	18:43.4	18:43.4
3.	118	White, Joseph		16	M	Male 14-17		6:27	20:02.7	20:03.3
4.	193	Borcik, Miles		33	M	Male 30-39		6:31	20:14.2	20:15.7
5.	150	Scholes, Paeton		20	M	Male 18-29		6:32	20:18.1	20:19.6
6.	151	Scholes, Keaton		16	M	Male 14-17		6:33	20:21.1	20:22.6
7.	125	Esplin, Colton		32	M	Male 30-39		6:42	20:48.8	20:49.9
8.	45	Gundlach, Kaitlyn		31	F	Female 30-39		6:45	20:57.9	20:59.5
9.	127	McDougal, Byron		17	M	Male 14-17		6:48	21:07.2	21:08.6
10.	8	Fullmer, Michael		15	M	Male 14-17		6:50	21:15.5	21:15.5
11.	175	Cottam, Brady		47	M	Male 40-49		7:07	22:04.7	22:07.0
12.	56	Petersen, Tyler		44	M	Male 40-49		7:26	23:03.4	23:08.0
13.	141	Winn, Bryan		34	M	Male 30-39		7:27	22:40.6	23:09.8
14.	59	Cooper, Gus		14	M	Male 14-17		7:34	23:27.3	23:30.9
15.	180	Beckstead, Jancen		16	M	Male 14-17		7:35	23:23.1	23:34.2
16.	158	Nez, Gwen		42	F	Female 40-49		7:39	23:44.5	23:46.9
17.	49	Gaul, Edward		51	M	Male 50-59		7:44	23:59.7	24:02.8
18.	39	Vanderlinden, Reagan		15	F	Female 14-17		7:44	23:54.2	24:03.5
19.	65	Brighton, Jason		15	M	Male 14-17		7:44	23:54.1	24:03.5
20.	104	Guido, Christopher		36	M	Male 30-39		7:54	24:27.7	24:34.2
21.	197	Timms, Laykin		13	M	Male Under 13		8:15	25:21.6	25:39.0
22.	114	Wissler, Shayne		52	M	Male 50-59		8:17	25:42.6	25:46.1
23.	147	SCHOLES, KATHERINE		42	F	Female 40-49		8:18	25:44.1	25:49.0
24.	167	Moffitt, Dustin		30	M	Male 30-39		8:20	25:46.4	25:56.1
25.	161	Helquist, Camille		33	F	Female 30-39		8:20	25:51.1	25:56.4
26.	73	Guido, Danny		35	M	Male 30-39		8:27	25:45.1	26:18.0
27.	179	Beckstead, Jentry		41	M	Male 40-49		8:29	26:15.8	26:24.4
28.	149	Scholes, Austin		23	M	Male 18-29		8:32	26:28.5	26:33.8
29.	131	Knutsen, Isaak		12	M	Male Under 13		8:34	26:38.5	26:38.5
30.	3	Groce, Travis		40	M	Boys 8 and Up		8:35	26:30.8	26:41.4
31.	122	McKinnon, Ailey		10	F	Female Under 13		8:41	26:56.5	27:01.3
32.	74	Guido, Rick		37	M	Male 30-39		8:44	26:52.1	27:08.5
33.	60	Cooper, Leo		12	M	Male Under 13		8:45	26:49.0	27:12.4
34.	1	Farnworth, Zachary		37	M	Boys 8 and Up		8:47	26:54.3	27:17.9
35.	22	Harker, Meredith		44	F	Female 40-49		8:54	27:34.2	27:39.9
36.	23	Lauritzen, Sherry		51	F	Female 50-59		8:56	27:41.1	27:46.5
37.	172	Fullmer, David		13	M	Male Under 13		8:58	27:33.2	27:51.9
38.	107	Scholes, Kimberly		42	F	Female 40-49		8:58	27:48.5	27:54.1
39.	40	Huber, Tiffany		33	F	Female 30-39		8:59	27:45.2	27:57.1
40.	19	Farnworth, Catherine		36	F	Female 30-39		8:59	27:33.6	27:57.1
41.	57	Cooper, Heather		43	F	Female 40-49		9:01	27:39.7	28:01.1
42.	61	South, Kelly		44	F	Female 40-49		9:01	27:55.1	28:01.4
43.	110	Joyce, Chris		30	M	Male 30-39		9:04	27:37.2	28:10.4













































# Taylorsville Dayzz 5k & Kids Run

## Overall Results

Place	Bib	Name	Nat.	Age	Gender	AG	Club	Pace	ChipTime	GunTime
44.	90	DeMann, Paul		34	M	Male 30-39		9:05	28:00.6	28:14.3
45.	195	Kamp, Gracie		14	F	Female 14-17		9:09	28:09.9	28:25.8
46.	124	McKinnon, Andrew		41	M	Male 40-49		9:10	28:01.8	28:31.5
47.	68	Scott, McKenna		31	F	Female 30-39		9:13	28:34.2	28:40.1
48.	69	Young, Jeffrey		34	M	Male 30-39		9:14	28:33.8	28:42.4
49.	70	May, Kristin		36	F	Female 30-39		9:14	28:33.6	28:42.4
50.	71	Young, Suzanne		32	F	Female 30-39		9:14	28:33.7	28:42.4
51.	7	Fullmer, Brian		40	M	Male 40-49		9:20	28:44.2	29:02.4
52.	9	Short, Gary		60	M	Male 60-69		9:23	28:48.5	29:11.4
53.	95	Emerson, Jake		30	M	Male 30-39		9:28	29:10.2	29:26.9
54.	109	Joyce, Kylee		29	F	Female 18-29		9:37	29:24.4	29:54.7
55.	133	Watson, Jacy		19	F	Female 18-29		9:39	29:44.4	30:00.8
56.	5	Lautogia, Kimberlee		31	F	Female 30-39		9:47	30:19.4	30:24.7
57.	72	Guido, Perry		64	M	Male 60-69		9:48	30:13.1	30:26.8
58.	75	Guido, Tasha		38	F	Female 30-39		9:54	30:30.3	30:45.6
59.	97	Farley, Brandon		46	M	Male 40-49		9:56	30:42.9	30:54.3
60.	26	Wendt, McKay		12	M	Male Under 13		10:02	30:41.9	31:12.3
61.	24	Wendt, Luke		37	M	Male 30-39		10:03	30:43.7	31:13.9
62.	123	McKinnon, Abby		37	F	Female 30-39		10:05	30:53.2	31:21.3
63.	29	Nowaskey, Lisa		53	F	Female 50-59		10:05	30:56.8	31:21.3
64.	50	Smith, Jared		45	M	Male 40-49		10:14	31:44.0	31:50.1
65.	52	Smith, Chase		20	M	Male 18-29		10:16	31:44.9	31:55.0
66.	159	Mejia, Linda		22	F	Female 18-29		10:17	31:47.8	31:58.6
67.	156	Bates, Darrin		40	M	Male 40-49		10:17	31:33.2	31:59.2
68.	164	Van, J		71	M	Male 70+		10:18	31:35.8	32:02.0
69.	34	Campbell, Rochelle		42	F	Female 40-49		10:23	31:55.1	32:16.2
70.	67	Powell, Steven		34	M	Male 30-39		10:30	31:57.4	32:38.4
71.	192	Powell, Daniel		32	M	Male 30-39		10:30	31:57.8	32:39.2
72.	112	Thurgood, Tiffany		37	F	Female 30-39		10:36	32:58.3	32:58.3
73.	146	Dowse, Alisha		27	F	Female 18-29		10:39	32:26.3	33:07.8
74.	53	SMITH, PAIGE		17	F	Female 14-17		10:40	32:58.4	33:08.5
75.	93	Merrill, Russell		54	M	Male 50-59		10:42	33:07.3	33:15.5
76.	35	Harwood, Erica		36	F	Female 30-39		10:43	32:55.3	33:20.4
77.	64	Powell, Laura		36	F	Female 30-39		10:45	32:43.7	33:25.2
78.	21	Wood, Sam		35	M	Male 30-39		10:50	32:24.3	33:40.9
79.	20	Wood, Stacy		33	F	Female 30-39		10:50	31:42.7	33:42.3
80.	225	Cottam, Kendra		22	F	Female 18-29		10:54	33:50.0	33:54.2
81.	6	Thomas, Meagan		26	F	Female 18-29		10:55	33:50.4	33:55.7
82.	106	Tucker, Heather		46	F	Female 40-49		10:58	34:07.2	34:07.2
83.	152	Scholes, Kamrie		13	F	Female Under 13		11:01	34:00.0	34:15.7
84.	178	Beckstead, Brandy		41	F	Female 40-49		11:01	34:09.2	34:16.7
85.	148	Scholes, Nate		42	M	Male 40-49		11:04	34:00.6	34:23.2
86.	126	Duke, Mary		61	F	Female 60-69		11:05	34:25.8	34:28.8
87.	168	Miller, Lindsley		29	F	Female 18-29		11:11	34:34.6	34:45.2
88.	138	Edwards, Shelly		43	F	Female 40-49		11:14	34:37.5	34:56.6













































# Taylorsville Dayzz 5k & Kids Run

## Overall Results

Place	Bib	Name	Nat.	Age	Gender	AG	Club	Pace	ChipTime	GunTime
89.	111	Burgess, Lois		66	F	Female 60-69		11:18	34:36.2	35:07.9
90.	117	Bradshaw, cheyanne		23	F	Female 18-29		11:19	34:51.2	35:10.9
91.	89	DeMann, Chelsea		31	F	Female 30-39		11:21	35:03.4	35:18.0
92.	51	Smith, Kristi		50	F	Female 50-59		11:31	35:38.1	35:48.4
93.	77	Willis, Tamra		54	F	Female 50-59		11:32	35:36.1	35:50.6
94.	46	Willis, Amy		38	F	Female 30-39		11:32	35:36.0	35:50.7
95.	181	Ipsen, Parker		32	M	Male 30-39		11:38	36:01.0	36:08.9
96.	174	Hamstra, Brandy		42	F	Female 40-49		11:39	35:59.5	36:13.5
97.	160	Villatoro, Francisco		23	M	Male 18-29		11:39	36:03.4	36:14.4
98.	190	Cebulak, Kindra		13	F	Female Under 13		11:42	36:04.2	36:21.9
99.	166	Miller, Andrea		56	F	Female 50-59		11:44	36:19.1	36:29.3
100.	165	Burnett, Julie		60	F	Female 60-69		11:53	36:10.6	36:56.8
101.	83	Curtis, Jay		50	M	Male 50-59		11:54	36:43.0	36:59.0
102.	94	Gunderson, Emily		35	F	Female 30-39		11:58	36:56.7	37:11.3
103.	142	Hoggard, Josh		35	M	Male 30-39		11:58	36:46.8	37:13.8
104.	143	Winn, Julie		34	F	Female 30-39		12:01	36:55.0	37:21.8
105.	17	Martinez, Steven		41	M	Male 40-49		12:10	37:34.0	37:51.0
106.	2194	Osmond, Molly		12	F	Female Under 13		12:21	38:00.7	38:23.4
107.	10	Tappana, Caitlin		34	F	Female 30-39		12:22	38:11.8	38:25.5
108.	25	Wendt, McKenzie		36	F	Female 30-39		12:22	37:56.8	38:28.0
109.	27	Wendt, Quinn		9	F	Female Under 13		12:22	37:57.1	38:28.0
110.	157	Tran, Nina		68	F	Female 60-69		12:23	38:29.2	38:30.4
111.	92	Porter, Michael		52	M	Male 50-59		12:23	38:18.6	38:31.0
112.	13	George, Angela		28	F	Female 18-29		12:30	38:14.8	38:52.4
113.	163	Spiers, Susan		54	F	Female 50-59		12:39	38:39.1	39:19.3
114.	162	Spiers, Paul		55	M	Male 50-59		12:40	38:41.2	39:22.0
115.	76	Pappas, Dino		64	M	Male 60-69		12:45	39:23.1	39:36.9
116.	58	Cooper, Max		18	M	Male 18-29		12:50	39:32.1	39:55.2
117.	154	Price, Colleen		39	F	Female 30-39		12:57	39:50.6	40:15.1
118.	153	Price, Jared		41	M	Male 40-49		12:57	39:51.1	40:15.3
119.	155	Price, Benjamin		16	M	Male 14-17		12:57	39:52.4	40:16.1
120.	4	Green, Colin		62	M	Boys 8 and Up		13:02	40:26.7	40:31.2
121.	185	Briggs, Cindy		45	F	Female 40-49		13:11	40:31.7	40:58.4
122.	129	Brems, Dottie Lou		61	F	Female 60-69		13:33	41:49.9	42:07.3
123.	199	Timms, Landyn		12	M	Male Under 13		13:39	41:50.0	42:27.1
124.	128	Eades, Chelsie		40	F	Female 40-49		13:51	42:42.4	43:03.0
125.	170	Ellison, Jennifer		40	F	Female 40-49		13:51	42:31.6	43:04.3
126.	169	Petter, Ruth		61	F	Female 60-69		13:51	42:30.7	43:04.5
127.	144	Hoggard, Alex		13	F	Female Under 13		13:54	42:44.0	43:13.6
128.	187	Mcdougal, cameryn		22	F	Female 18-29		14:06	43:25.9	43:51.0
129.	186	MCDUGAL, CAMERON		22	M	Male 18-29		14:07	43:26.9	43:51.6
130.	30	Nowaskey, Jim		68	M	Male 60-69		14:21	44:10.0	44:35.1
131.	102	Ostler, Taisha		44	F	Female 40-49		14:27	44:55.5	44:55.5
132.	54	Johnson, Carol		58	F	Female 50-59		14:30	44:38.8	45:04.2
133.	119	Wardell, Kamille		39	F	Female 30-39		14:50	45:33.2	46:06.3








# Taylorville Dayzz 5k & Kids Run

## Overall Results





































Place	Bib	Name	Nat.	Age	Gender	AG	Club	Pace	ChipTime	GunTime
134.	66	Manning, Marcel		59	M	Male 50-59		14:57	46:19.2	46:28.2
135.	84	Nielson, Amy		41	F	Female 40-49		15:01	46:20.0	46:39.5
136.	85	Nielson, Ruth		18	F	Female 18-29		15:01	46:23.1	46:40.5
137.	198	Timms, Kenneth		52	M	Male 50-59		15:02	46:08.0	46:45.2
138.	145	LARSEN, Heather		34	F	Female 30-39		15:07	46:44.5	46:59.8
139.	91	Porter, Taylor		24	F	Female 18-29		15:12	47:03.4	47:15.7
140.	177	Osmond, Annice		47	F	Female 40-49		15:16	47:06.1	47:29.0
141.	41	Jaeger, Todd		39	M	Male 30-39		15:22	44:49.5	47:47.0
142.	43	Jaeger, Lindsay		39	F	Female 30-39		15:22	44:50.4	47:47.3
143.	55	Johnson, Jerold		63	M	Male 60-69		15:39	48:13.7	48:38.9
144.	2	Atamanczyk, John		77	M	Boys 8 and Up		15:53	48:53.9	49:21.5
145.	31	Rees, John		43	M	Male 40-49		16:12	50:03.0	50:20.7
146.	82	Curtis, Ava		17	F	Female 14-17		16:24	50:37.0	50:57.7
147.	81	Curtis, Christy		52	F	Female 50-59		16:24	50:36.5	50:58.0
148.	44	Jaeger, Gracie		13	F	Female Under 13		16:33	48:28.9	51:26.3
149.	14	Bernardo, Natalee		33	F	Female 30-39		16:44	51:39.9	51:59.6
150.	16	Taylor, Devynne		11	F	Female Under 13		16:44	51:40.8	51:59.9
151.	15	Taylor, Christopher		36	M	Male 30-39		16:44	51:42.2	52:00.4
152.	194	Schneider, Katie		33	F	Female 30-39		17:14	52:49.0	53:33.7
153.	18	Cox, Theresa		41	F	Female 40-49		17:21	53:43.9	53:56.3
154.	135	Cox, Donald		45	M	Male 40-49		17:21	53:44.0	53:56.7
155.	11	George, Mary		51	F	Female 50-59		17:24	53:30.5	54:05.3
156.	32	Evans, Christie		70	F	Female 70+		17:38	54:16.6	54:47.3
157.	33	Worthington, Tonya		60	F	Female 60-69		17:38	54:16.8	54:47.5
158.	80	Ashby, Lizz		37	F	Female 30-39		17:38	54:18.2	54:47.8
159.	78	Morgan, Jewel		48	F	Female 40-49		17:46	54:37.8	55:12.7
160.	79	Morgan, Justin		25	M	Male 18-29		17:47	54:41.9	55:17.2
161.	196	Toa, Darlani		29	F	Female 18-29		18:12	55:58.7	56:34.3
162.	12	George, Jessica		21	F	Female 18-29		18:21	56:26.1	57:02.2
163.	139	Kocherhans, Starr		39	F	Female 30-39		18:22	56:26.2	57:05.1
164.	140	Kocherhans, Tim		39	M	Male 30-39		18:22	56:26.5	57:05.3
165.	183	Janssen, Laurie		39	F	Female 30-39		18:23	56:34.0	57:08.8
166.	99	Fyffe, Teesha		27	F	Female 18-29		18:23	57:09.5	57:09.5
167.	100	Farley, Cameron		15	M	Male 14-17		18:23	56:58.0	57:09.5
168.	182	Hale, Blake		45	M	Male 40-49		18:25	56:38.4	57:13.5
169.	28	Duncan, Braden		26	M	Male 18-29		19:12	58:55.0	59:39.8
170.	132	Powell, Terry		67	F	Female 60-69		19:38	1:00:42.2	1:01:00.6
171.	137	Schneiter, Joan		61	F	Female 60-69		19:38	1:00:41.5	1:01:00.8
172.	48	Taylor, Anita		73	F	Female 70+		19:43	1:00:48.7	1:01:16.8
173.	47	Blair, Suzanne		69	F	Female 60-69		19:43	1:00:49.0	1:01:17.7
174.	115	Bradshaw, Lisa		57	F	Female 50-59		20:14	1:02:32.5	1:02:52.7
175.	120	Kiser, Amber		32	F	Female 30-39		20:14	1:02:31.6	1:02:52.8
176.	116	Jones, Cammie		34	F	Female 30-39		20:14	1:02:33.2	1:02:54.4
177.	121	Cooper, Aubrey		31	F	Female 30-39		20:15	1:02:33.7	1:02:56.1
178.	38	Longmore, Henry		45	M	Male 40-49		21:43	1:07:30.3	1:07:30.3

# Taylorville Dayzz 5k & Kids Run

## Overall Results





















Place	Bib	Name	Nat.	Age	Gender	AG	Club	Pace	ChipTime	GunTime
179.	98	Farley, Trace		18	M	Male 18-29		21:53	1:07:49.3	1:08:01.3
180.	173	Stevens, Julianna		29	F	Female 18-29		21:53	1:08:01.7	1:08:01.7
181.	188	Stevens, Sharon		79	F	Female 70+		21:55	1:08:08.3	1:08:08.3
a.k.	37	Longmore, Kathie		40	F	Female 40-49		19:28	1:00:31.5	1:00:31.5
a.k.	86	Slade, Ethan		15	M	Male 14-17		8:06	25:10.6	25:10.6
a.k.	87	Slade, Andrew		18	M	Male 18-29		17:57	55:48.5	55:48.5
a.k.	88	Slade, Alex		13	M	Male Under 13		8:20	25:54.8	25:54.8

## Kid's Run

1.	2192	Jameson, Lily		11	F	Girls 8 and Up			03:55.6	03:55.8
2.	2182	Fernandes, Damien		12	M	Boys 8 and Up			04:28.0	04:31.1
3.	2166	Ostler, Zion		11	M	Boys 8 and Up			04:32.1	04:34.2
4.	2193	Jameson, Myles		8	M	Boys 8 and Up			04:39.0	04:39.4
5.	2144	Jaeger, Taeden		11	M	Boys 8 and Up			04:36.4	04:40.4
6.	2165	Ostler, Meric		11	M	Boys 8 and Up			04:46.8	04:49.3
7.	2198	Petersen, Beckett		9	M	Boys 8 and Up			04:48.7	04:50.1
8.	2170	McKinnon, William		8	M	Boys 8 and Up			05:14.0	05:17.4
9.	2148	Gabbitas, Christopher		10	M	Boys 8 and Up			05:16.1	05:17.8
10.	2184	Helquist, Jaxton		8	M	Boys 8 and Up			05:21.7	05:23.3
11.	2189	May, tevin		4	M	Boys 7 & Under			05:29.9	05:31.5
12.	2180	Knutsen, Chloe		9	F	Girls 8 and Up			05:42.8	05:44.4
13.	2159	Gunderson, Ezra		7	M	Boys 7 & Under			05:39.4	05:44.5
14.	2177	PERKINS, KACLEE		10	F	Girls 8 and Up			05:42.1	05:45.0
15.	2199	Petersen, Dempsey		8	F	Girls 8 and Up			05:47.0	05:48.3
16.	2146	Stewart, Abby		9	F	Girls 8 and Up			05:49.6	05:50.0
17.	2143	Jaeger, Aela		8	F	Girls 8 and Up			05:48.7	05:51.6
18.	2142	Huber, Edythe		4	F	Girls 7 & Under			05:52.2	05:54.8
19.	2181	Perkins, Lily		6	F	Girls 7 & Under			06:02.8	06:06.1
20.	2179	Knutsen, Zella		6	F	Girls 7 & Under			06:04.4	06:07.3
21.	2150	Jones, Lydia		5	M	Boys 7 & Under			06:10.1	06:14.9
22.	2167	Scholes, Ethan		6	M	Boys 7 & Under			06:17.2	06:18.3
23.	2160	Gunderson, Ruby		5	F	Girls 7 & Under			06:18.1	06:25.0
24.	2158	Gunderson, Noah		9	M	Boys 8 and Up			06:25.8	06:31.8
25.	2162	Parkinson, Nayvie		5	F	Girls 7 & Under			06:26.3	06:32.3
26.	2178	PERKINS, Penny		5	F	Girls 7 & Under			06:29.9	06:33.1
27.	2141	Thomas, Maylee		7	F	Girls 7 & Under			06:31.5	06:33.7
28.	2176	Eades, Porter		5	M	Boys 7 & Under			06:31.9	06:35.0
29.	2183	Fernandes, Marley		8	F	Girls 8 and Up			06:32.4	06:35.3
30.	2186	Bunleang, Cooper		4	M	Boys 7 & Under			06:35.1	06:36.9
31.	2187	Bunleang, Blue Iris		8	F	Girls 8 and Up			06:35.7	06:37.5
32.	2147	Stewart, Kylee		6	F	Girls 7 & Under			06:46.1	06:47.0
33.	2161	Alvarez, Luciana		8	F	Girls 8 and Up			06:45.7	06:51.3
34.	2149	Jones, Ella		9	F	Girls 8 and Up			06:52.5	06:56.9
35.	2185	Helquist, Chloe		5	F	Girls 7 & Under			07:04.0	07:05.4
36.	2173	Kraczek, Nathan		10	M	Boys 8 and Up			07:20.1	07:24.7

# Taylorville Dayzz 5k & Kids Run

## Overall Results

Place	Bib	Name	Nat.	Age	Gender	AG	Club	Pace	ChipTime	GunTime
37.	2156	Tonken, Elijah		4	M	Boys 7 & Under			07:25.5	07:28.9
38.	2145	Willis, Karli		6	F	Girls 7 & Under			07:29.5	07:32.1
39.	2154	Telford, Shyeira		7	F	Girls 7 & Under			07:33.6	07:37.7
40.	2168	Woods, Avery		6	F	Girls 7 & Under			07:34.0	07:37.8
41.	2164	Farley, Marcus		7	M	Boys 7 & Under			07:36.1	07:39.7
42.	2197	Zavala, Denzel		10	M	Boys 8 and Up			07:48.8	07:49.6
43.	2138	Lautogia, Leila		6	F	Girls 7 & Under			07:53.2	07:54.2
44.	2157	Gunderson, Jude		10	M	Boys 8 and Up			08:03.4	08:08.8
45.	2171	McKinnon, Owen		4	M	Boys 7 & Under			08:03.2	08:13.7
46.	2172	Kraczek, Carl		8	M	Boys 8 and Up			08:18.2	08:23.4
47.	2152	Rendon, Sofia		5	F	Girls 7 & Under			08:26.2	08:32.5
48.	2175	Peterson, Rachelle		7	F	Girls 7 & Under			08:30.2	08:33.7
49.	2155	Telford, Serenity		4	F	Girls 7 & Under			08:47.7	08:53.1
50.	2169	Woods, Charlie		3	F	Girls 7 & Under			08:55.1	08:59.7
51.	2174	Peterson, Kevin		9	M	Boys 8 and Up			09:01.2	09:03.8
52.	2163	Parkinson, Kollyns		2	M	Boys 7 & Under			11:14.2	11:21.9
53.	2153	Rendon, Lucia		3	F	Girls 7 & Under			11:18.2	11:23.7
54.	2151	Rendon, Isaac		7	M	Boys 7 & Under			11:23.5	11:29.1
55.	2188	May, Bryant		5	M	Boys 7 & Under			14:30.2	14:30.2
a.k.	103	Slade, Miranda		9	F	Girls 8 and Up			05:16.3	05:18.2

Number of records: 241